

XI. LOCAL GOVERNANCE

Development Concerns

Our Vision

We envision a La Trinidad that is dynamic, self-sustaining, ecologically balanced and peaceful where God-loving and healthy people live in an atmosphere of social justice and effective governance.

Our Mission

Our mission is to provide for adequate and responsive services to enable our citizens to live in comfort , security, and prosperity, through maximum utilization of resources, active people's participation, active partnership with government organization and the private sector and dedicated public services.

Our Goals

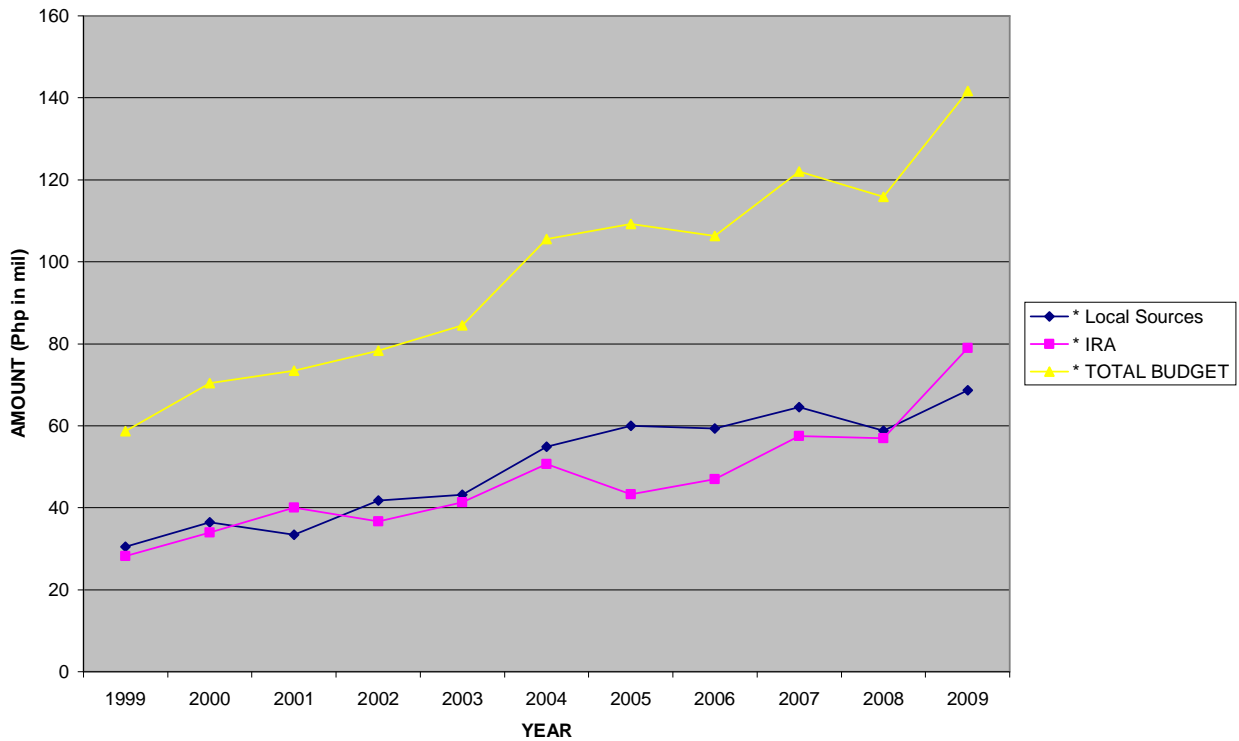
Our goals are :

- a. improve quality of life;
- b. accelerate economic growth;
- c. improve access to basic services and facilities &
- d. provide a sustainable green, clean and aesthetically pleasing environment.

Budget

Classified as a first class municipality by the Department of Budget and Management, the municipal government is currently (2009) operating on an ₱ 141.7 M budget with an Internal Revenue Allotment from the national government of ₱ 79 M. Increases in the local revenue of the municipality for the past years are due to the efforts to increase tax collection efficiency and the apparent boom in business and commerce.

MUNICIPAL BUDGET (1999-2009)



SOURCES/YR.	1999	2000	2001	2002	2003	2004	2005	2006	2007	2008	2009
* Local Sources	30.5	36.4	33.4	41.8	43.2	54.9	60	59.3	64.5	58.8	68.7
* IRA	28.2	34	40	36.7	41.3	50.7	43.3	47	57.5	57	79
* TOTAL BUDGET	58.7	70.4	73.4	78.3	84.5	105.6	109.2	106.3	122	115.8	141.7

Over the past three years, between 33% to 38% of the total budget goes for personal services, between 34% to 41% goes to Maintenance and Operating Services and between 13% to 22% goes to the 20% Development Fund. Part and parcel under personal Services include salaries and wages and other premiums for government personnel.

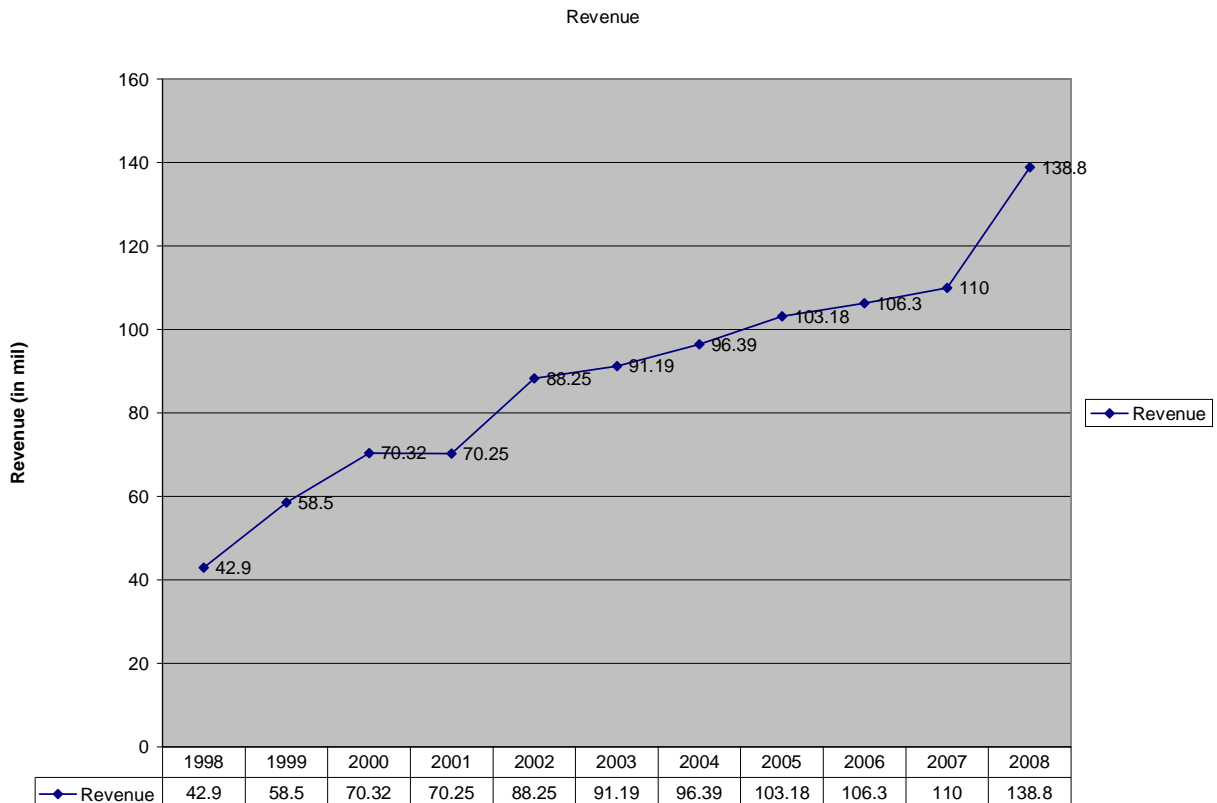
In terms of Maintenance and Other Operating Expenditures, a large chunk goes to programs and projects implemented by each office aside from the regular operating expenses of the office. Non-Office Expenditures include other benefits due to personnel, the Calamity Fund and the 20% Development Fund, where most of the infrastructure projects are funded from. It is noted also that the local government exceeds the mandated 20% allocation of the Internal Revenue Allotment.

Budget by Item (Php in millions)	2004		2005		2006		2007		2008		2009	
	P	%	P	%	P	%	P	%	P	%	P	%
I. Personal Services	41	37	33	33	40	38	40	33	44	38	49	35%
II. Maintenance & Other Operating Expenditures	18	33	30	30	37	35	41	34	47	41	56	39
III. Capital Outlay	5	6	5	5	7	6	4	3	4	3	7.6	5
IV. Non Office Expenditures/ Statutory Obligations /Others	6	6	5	5	5	5	9	8	6	5	7.1	5
20% Devt Fund	21	28	26	26	17	16	27	22	15	13	22	15
Total Budget	106	100	109	100	106	100	121	100	116	100	142	100

Source: Annual Budgets, 2004-2008

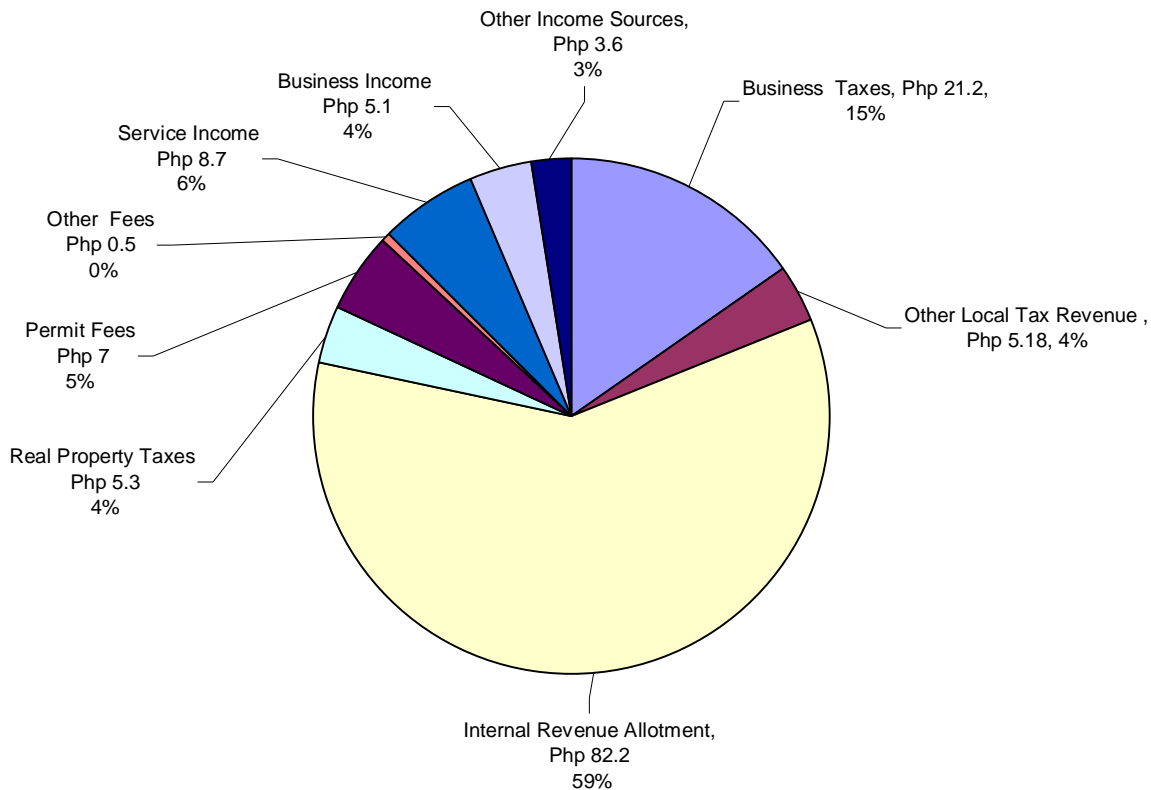
Revenues & Receipts

Revenue has increased to more than 200% since 1998, from P42.9 M in 1998 to 110 M in 2007. Pushing harder in 2008, 138.8 M was realized as revenue.



Sources of income for 2008, 59% came from the national covers: Internal Revenue Allotment at P82.2 M. The remaining 41% were from local sources. Of the 41%, Business taxes, Service Income, Permit Fees, and Business Income are the top sources of income. Real Property Tax slides down to 4%.

REVENUE by Source 2008



Source: Mun Accounting Office

Comparative Income and Expenditures, (2005 - 2008)

In 2008, total income was at P140.5 million, of which, the total expenditures was P120.7 million showing a Net income of ₱ 19.83 Million or about 14% of the revenue realized.

Year	2005		2006		2007		2008	
	₱	% to Income	₱	% to Income	₱	% to Income	₱	% to Income
General Income Accounts								
Permits & Licenses	4.24	4.11	5.8	5.46	6.3	5.73	7.52	5.35
Service Income	4.18	4.05	7.2	6.77	7.9	7.18	8.8	6.26
Business Income	12.61	12.22	3.4	3.20	3.8	3.45	5.08	3.62
Subsidy Income	0.01	0.01	0	0.00	0.57	0.52	0.65	0.46
Other Income	49.95	48.42	59.4	55.88	59.73	54.30	86.76	61.75

	<i>Sub-total</i>	70.99	68.81	75.8		78.3		108.8 1	
Tax Revenue									
Local Taxes		32.18	31.19	30.5	27.73	31.7	28.82	31.66	22.53
Total Income		103.1 7		106. 3	96.64	110. 0		140.5	
Less: Expenses									
Personal Services		52.26	62.92	48.5		54.93	63.59	62.74	51.98
Maintenance & Other Operating Expenses		30.8	37.08	27.4	24.91	31.75	36.76	57.96	48.02
Total Expenses		83.06		75.9		86.6 8		120.7	
NET INCOME		20.11	19	30.4	29	23.3	21	19.8	14

Source: Mun Accounting Office

Programs & Projects

The Annual Investment Plan (AIP) of the municipal government covers all developmental programs and projects to be delivered in the ensuing fiscal year. In 2004, a total of ₱ P37.12 M were allotted this increased to ₱ 53.79 million in 2007 as more revenue is pouring into the municipal coffers.

Programs & Projects	2004		2005		2006		2007	
	₱ (mil)	% to total	₱ (mil)	% to total	₱ (mil)	% to total	₱ (mil)	% to total
A. Social Development Sector								
Social Welfare	5.27	14.20	9.89	24.04	6.14	11.37	9.394	17.46
Health Service	3.52	9.48	3.56	8.66	4.57	8.47	4.6	8.55
Education, Sports& Recreation Services	6.38	17.18	4.68	11.39	6.8	12.63	6.46	12.01
Grants & Donations/Subsidies	0.76	2.03	-	-	-	0.00	-	0.00
Public Safety Services	5.19	13.99	.48	10.90	3.41	6.32	3.38	6.28
<i>Sub-Total</i>	21.12	56.90	22.62	54.99	20.94	38.78	23.83	44.31
B. Environmental Sector								
Solid Waste Management	6.60	17.78	9.73	23.66	5.13	9.50	8.885	16.52
Support to Inter-agency Program	0.35	0.94	-	-	-	0.00	-	0.00
Forest & Watershed Mgmt. Services					1.17	2.17	1.755	3.26
Water Resource Mgmt. Services					0.19	0.34	0.1	0.19
Burial Grounds							0.41	0.76
<i>Sub-Total</i>	6.95	18.72	9.73	23.66	6.49	12.01	11.15	20.73
C. Economic Sector								
Agricultural Services					4.99	9.23	2.43	4.51
Tourism	2.39	6.42	2.91	7.08	1.81	3.35	2.60	4.83
Commerce & Industry	0.30	0.81	0.30	0.73	6.87	12.72	0.30	0.56
Labor & Employment	0.15	0.40	0.20	0.49	0.27	0.50	0.33	0.61
Other Support Economic Services							0.98	1.82
<i>Sub-Total</i>	2.84	7.64	3.41	8.29	13.93	25.80	6.64	12.34
D. Infrastructure Development Sector								
Transportation	2.29	6.16	2.62	6.37	2.85	5.27	4.81	8.94
Public Buildings	3.96	10.67	2.65	6.43		0.00	2.4	4.46
Waterworks	0.83	2.24	0.45	1.09	0.42	0.78		0.00
Flood Control / Drainage	1.23	3.30	1.42	3.44	1.28	2.37	2.13	3.96
<i>Sub-Total</i>	8.30	22.36	7.13	17.34	4.55	8.42	9.34	17.36
E. Local Administrative Sector								
Administrative	1.08	2.91	1.08	2.61	5.49	10.17	0.994	1.85
Finance Admin	2.03	5.47	1.65	4.01	2.10	3.89	1.835	3.41
<i>Sub-Total</i>	3.11	8.38	2.73	6.63	7.59	14.06	2.829	5.26
Grand Total	37.12	100.00	41.13	100.00	53.99	100.00	53.79	100.00

Source: AIP, 2004-2007

Organization & Staffing

A total of 228 employees comprise the municipal organization among 13 different offices. Out of the 228, 11 are elective officials, 187 are permanent employees, 27 are casual employees and 3 are co-terminus with the local chief executive.

Attached offices include the Municipal Local Government Operations Office-DILG, La Trinidad Philippine National Police, Bureau of Fire Protection, and the Commission on Elections.

Office	Male	Female	Total
Office of the Mun. Mayor	22	13	35
Office of the Sanggunian Bayan	14	4	18
Municipal Legal Office	1	0	1
Municipal Planning & Devt Office	10	2	12
Municipal Local Civil Registrar	1	3	4
Municipal Budget Office	0	3	3
Municipal Treasury Office	11	6	17
Municipal Accounting Office	4	5	9
Municipal Assessor's Office	4	2	6
Municipal Agriculture Office	7	3	10
Municipal Health Office	5	16	21
Municipal Engineering Office	10	1	11
Mun. Soc.Welfare & Devt Office	1	5	6
Economic Enterprise	40	8	48
Casual Employees	17	10	27
TOTAL	147	81	228

Source: Human Resource Mngt Section, Mayor's Office

Municipal Officials (July 2007 - 2010)

Municipal Mayor	Hon. Artemio A. Galwan
Municipal Vice Mayor	Hon. Samuel M. Esguerra
Councilors	Hon. Romeo K. Salda
	Hon. Jim G. Botiwey
	Hon. Dionisio A. Literato
	Hon. Thomas L. Chamos
	Hon. Francis A. Lee
	Hon. Albert B. Tacio
	Hon. Felix B. Loy-odan
	Hon. Jerome W. Selmo
ABC President	Hon. Robert M. Namoro
SK President	Hon. Jane Aprille S. Luis

Legislative Standing Committees:

Name of Chairman	Committee
Hon. Romeo K. Salda	Finance, Budget and Appropriations Zoning, Housing, Urban and Rural Development
Hon. Thomas L. Chamos	Good Government, Human Rights and Justice Laws, Rules and Regulations Public Market, Slaughterhouse and other Economic Enterprise

Hon. Francis A. Lee	Trade and Industry, labor and Livelihood and Accreditation Health Public Works, Project Monitoring and Evaluation
Hon. Albert B. Tacio	Agriculture and Cooperatives Peace and Order, Public Safety and Civil Defense
Hon. Dionisio A. Literato	Education, Culture, and Social Reforms Personnel and Policies
Hon. Jim G. Botiwey	Ways and Means Natural Resources and Environmental Protection
Hon. Felix B. Loy-odan	Social Services Oversight Committee
Hon. Robert M. Namoro	Barangay Affairs
Hon. Jane Aprille S. Luis	Youth and Sports Development

Source: Sanggunian Bayan

Local Achievements

2000

1. Gawad Pangulo as Kapaligiran, Cleanest & Greenest Municipality, National Finalist
2. Best Achiever in Local Governance as Keystone for Advancement Sectoral Award of Excellence in Social Welfare & Dev't, Regional Awardee
3. Most Child Friendly Municipality, Regional Awardee
4. Best Performing LGU Against Illegal Drugs, Provincial Awardee
5. Most Peaceful Municipality, Provincial Awardee
6. Best Police Station of the Year, Regional Winner

2001

1. Best Achiever in Local Governance as Keystone for Advancement Sectoral Award (BALAKA) of Excellence in :
 - Social Welfare & Development
 - Agricultural Sector
 - Basic Education Sector
2. Gawad Pangulo as Kapaligiran, Cleanest & Greenest Municipality National Finalist
3. Most Child Friendly Municipality, National Finalist
4. Most Citizen-Friendly Police Station, Regional Awardee
5. Best Police Station of the Year, National Finalist
6. Most Outstanding Lupong Tagapamayapa, Barangay Pico

2002

1. National Literacy Award, National Finalist
2. Gawad Pangulo sa Kapaligiran, National Finalist
3. BALAKA Sectoral Award of Excellence in :
 - Social Welfare & Development
 - Agricultural Sector
 - Basic Education Sector
 - Business & Cooperative Development Sector
 - Employment & Manpower Development Sector
 - Environmental Protection & Management Sector
 - Health & Sanitation Sector
 - Public Safety Sector

- Gintong BALAKA Leadership Award

4. Most Outstanding Lupong Tagapamayapa, Barangay Pico, National Winner
5. Gawad Paglilingkod Award sa Sambayanan (GAPAS), National Finalist
6. Best Municipal Police Station, National Winner
7. Most Citizen-Friendly Police Station, National Finalist
8. Cleanest and Greenest Municipality, National Awardee

2003

1. Most Outstanding Peace and Order Council, National Finalist
2. Most Outstanding LGU in Literacy Program, National Finalist
3. GAWAD Pangulo sa Kapaligiran, National Awardee
4. Most Child-Friendly Municipality Award, Regional Awardee
5. Most Outstanding Lupong Tagapamayapa, Barangay Pico, National Winner
6. Best Municipal Police Station, National Finalist

2004

1. Most Outstanding Peace and Order Council, National Finalist
2. Most Outstanding LGU in Literacy Program, National Finalist & Hall of Fame Awardee
3. Most Functional Health Board, Regional Finalist
4. Kafagway Sports Leadership Award
5. Most Outstanding Lupong Tagapamayapa, Barangay Pico, National Winner
6. Best Municipal Police Station, National Finalist
7. Green Banner Award, Provincial Finalist

2005

1. GAWAD Parangal Award, Most Outstanding Mayor
2. Achievement Award for Strawberry World Record, Provincial Awardee
3. Most Outstanding LGU in Literacy Program, National Awardee
4. Most Outstanding Municipal Peace & Order Council, National Winner
5. Cleanest & Greenest Municipality, Provincial Winner
6. Best Municipal Police Station, National Finalist
7. Rafael Salas Population and Development Award, Regional Winner
8. Most Outstanding Lupong Tagapamayapa, Barangay Poblacion, National Finalist

2006

1. Best Peace and Order Council, Regional Awardee
2. Gawad Pangulo sa Kapaligiran, National Awardee
3. Lupong Tagapamayapa of Barangay Poblacion, National Awardee
4. Cleanest and Greenest Municipality, Provincial Winner
5. Sandugo Outstanding- National Awardee
6. Aduyon Award- Awarded by Benguet State University
7. Most Outstanding LGU in Literacy Program, National Finalist

2007

1. Most Child-Friendly Municipality Award, Regional Awardee

2008

1. Most Outstanding LGU in Literacy Program, National Finalist
Most Child-Friendly Municipality Award, Regional Awardee